



Update _2_0_190

Clinical Reminders

**VA-MATERNITY CARE COORDINATION UPDATE
Install Guide**

August 2021

Product Development
Office of Information Technology
Department of Veterans Affairs

Table of Contents

INTRODUCTION	1
INSTALL DETAILS	4
INSTALL EXAMPLE	4
POST INSTALLATION	8

Introduction

This is an update to the Maternity Care Coordinator (MCC) dialog template, needed in order to be consistent with the most recent MCC Directive and the updated VA Maternity Care Coordinator Telephone Care Program. This version of the dialog is vastly simplified from version 1 reflective of the changes in the program. The intended use is for MCCs, or those acting in that capacity, to document on and track pregnant Veterans whose maternity care is being paid for by the VA, according to the VHA Directive 1330.03. While many of the MCCs have a clinical background, many do not. Because obstetrical care is not given within the VA this dialog is different from many other dialogs in that it is documenting care that Veterans are having outside of the VA. To guide MCCs, they have access to the MCC Telephone Care Program Manual. This manual has complete instructions for the mandated four contacts they have with pregnant Veterans, including topics to cover and questions to ask. This dialog supplements the manual to allow for data capture and efficient documentation of those contacts to ease the overall workload of the MCCs. Use of the template will be mandated. The format of the dialog will be familiar to MCCs given their current use of version 1 and training given on the National MCC call.

The dialog is sponsored by the Women Veterans Health Program. For questions, contact REDACTED.

UPDATE_2_0_190 contains 1 Reminder Exchange entry:

UPDATE_2_0_190 VA-MATERNITY CARE COORDINATION UPDATE

The exchange file contains the following components:

MH TESTS AND SURVEYS

PHQ-2

REMINDER GENERAL FINDINGS

VIEW PROGRESS NOTE TEXT
TICKLER REMINDER COMMENT
TICKLER REMINDER

TIU TEMPLATE FIELD

TEXT NO LIMIT
NUM
TEXT (1-40 CHAR)
VA-MCC BABY SEX
TEXT – ONE LINE ONLY
MCC GESTATE AGE
DATE (*)
TEXT (1-60 CHAR)1
DATE
VA-MCC SHAREPOINT SITE

HEALTH FACTORS

VA-REMINDER UPDATES
VA-UPDATE_2_0_190
VA-MCC DELIVERY INFORMATION (C)
VA-MCC DEMISE NEONATAL LOSS
VA-MCC DEMISE STILLBIRTH
VA-MCC DEMISE TERMINATION
VA-MCC DEMISE MISCARRAIGE
VA-MCC DEMISE ECTOPIC
VA-MCC COMPLICATION POSTPARTUM DEPR
VA-MCC COMPLICATION NONE
VA-MCC COMPLICATION INFECTIONS
VA-MCC COMPLICATION HEMORRHAGE
VA-MCC COMPLICATION ECLAMPSIA
VA-MCC COMPLICATION PREECLAMPSIA
VA-MCC COMPLICATION GEST HYPERTENSION
VA-MCC BABY #3 WT ABOVE NORMAL
VA-MCC BABY #3 WT NORMAL
VA-MCC BABY #3 WT BELOW NORMAL
VA-MCC BABY #2 WT ABOVE NORMAL
VA-MCC BABY #2 WT NORMAL
VA-MCC BABY #2 WT BELOW NORMAL
VA-MCC BABY #1 WT ABOVE NORMAL
VA-MCC BABY #1 WT NORMAL
VA-MCC BABY #1 WT BELOW NORMAL
VA-MCC DELIVERED CSECTION
VA-MCC DELIVERED VAGINAL
VA-MCC BIRTH MULTIPLES
VA-MCC BIRTH TWINS
VA-MCC BIRTH SINGLETON
VA-MCC LIVE BIRTH
VA-MCC CALLS (C)
VA-MCC UNABLE TO CONTACT
VA-MCC BREASTFEEDING
VA-MCC BREASTFEEDING PLANS TO
VA-MCC BREASTFEED ISSUES
VA-MCC BREASTFEED NO ISSUES
VA-MCC BREASTFEED PT NOT INTERESTED
VA-MCC BREASTFEED PT INTERESTED
VA-MCC INTIMATE PARTNER VIOLENCE (C)
VA-MCC IPV DISCUSSED
VA-MCC DEPRESSION (C)
VA-MCC DEPRESSION SCREEN POSITIVE
VA-MCC DEPRESSION SCREEN INTERMEDIATE
VA-MCC DEPRESSION SCREEN NEGATIVE
VA-MCC ALCOHOL USE (C)

VA-MCC ALCOHOL DOES CONSUME
VA-MCC ALCOHOL DOES NOT CONSUME
VA-MCC TOBACCO USE (C)
VA-MCC TOBACCO SMOKES RECENTLY QUIT
VA-MCC TOBACCO SMOKES CONTEMPLATE QUIT
VA-MCC TOBACCO SMOKES YES
VA-MCC TOBACCO SMOKES DOES NOT
VA-MCC HISTORY OF HEALTH PROBLEMS (C)
VA-MCC HISTORY OF PTSD
VA-MCC HISTORY OF MH NOT SPECIFIED
VA-MCC HISTORY OF DEPRESSION/MH DISORDER
VA-MCC HISTORY OF BIPOLAR DISORDER
VA-MCC HISTORY OF ANXIETY
VA-MCC HISTORY OF SUBSTANCE ABUSE
VA-MCC HISTORY OF OBESITY
VA-MCC HISTORY OF THYROID
VA-MCC HISTORY OF STI
VA-MCC HISTORY OF SEIZURE DISORDER
VA-MCC HISTORY OF RENAL DISEASE
VA-MCC HISTORY OF LUPUS
VA-MCC HISTORY OF HYPERTENSION
VA-MCC HISTORY OF HYPERCOAGULABLE
VA-MCC HISTORY OF HIV
VA-MCC HISTORY OF DIABETES
VA-MCC HISTORY OF CHRONIC PAIN
VA-MCC HISTORY OF ASTHMA
VA-MCC WIC BENEFITS
VA-MCC ADDITIONAL CONTACT
VA-MCC 4TH TRIMESTER CONTACT
VA-MCC 3RD TRIMESTER CONTACT
VA-MCC 2ND TRIMESTER CONTACT
VA-MCC 1ST TRIMESTER CONTACT

REMINDER SPONSOR

WOMEN VETERANS HEALTH PROGRAM

REMINDER TERM

VA-REMINDER UPDATE_2_0_190

HEALTH SUMMARY TYPE

VA-MCC (TIU)

HEALTH SUMMARY OBJECTS

VA-MCC (TIU) (TIU)

TIU DOCUMENT DEFINITION

VA-MCC (TIU)
ACTIVE MEDS COMBINED
VA-WRIISC ACTIVE PROBLEMS

REMINDER DIALOG

VA-MATERNITY CARE COORDINATION

Install Details

This update is being distributed as a web host file. The address for the host file is:

https://REDACTED/UPDATE_2_0_190.PRD

The file will be installed using Reminder Exchange, programmer access is not required.

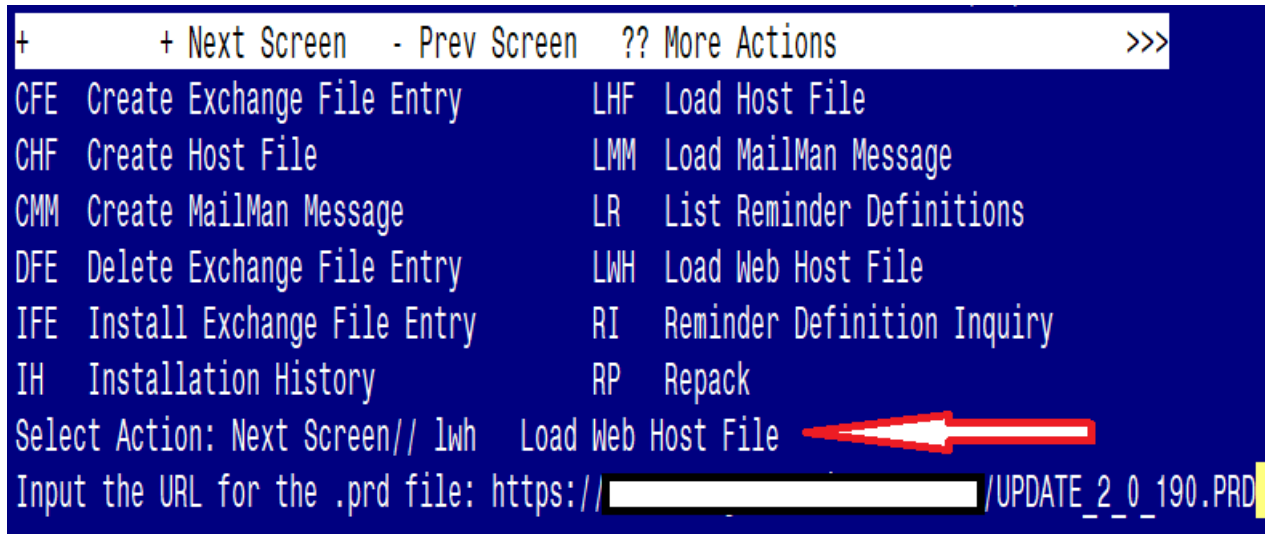
Installation:

=====

This update can be loaded with users on the system. Installation will take less than **15** minutes.

Install Example

To Load the Web Host File. Navigate to Reminder exchange in Vista



The screenshot shows a menu-driven interface with a dark blue background and white text. At the top, there is a header bar with the following options: '+ Next Screen', '- Prev Screen', '?? More Actions', and '>>>'. Below this, a list of actions is displayed in two columns. The first column contains: CFE Create Exchange File Entry, CHF Create Host File, CMM Create MailMan Message, DFE Delete Exchange File Entry, IFE Install Exchange File Entry, and IH Installation History. The second column contains: LHF Load Host File, LMM Load MailMan Message, LR List Reminder Definitions, LWH Load Web Host File, RI Reminder Definition Inquiry, and RP Repack. Below the list, the prompt 'Select Action: Next Screen// lwh Load Web Host File' is shown, with a red arrow pointing to the 'lwh' option. Below that, the prompt 'Input the URL for the .prd file: https://[REDACTED]/UPDATE_2_0_190.PRD' is shown, with the URL field highlighted in yellow.

At the **Select Action:** prompt, enter **LWH** for Load Web Host File

At the **Input the url for the .prd file:** prompt, type the following web address:

https://REDACTED/UPDATE_2_0_190.PRD

You should see a message at the top of your screen that the file successfully loaded.



The screenshot shows a confirmation message on a dark blue background with white text: 'https://[REDACTED]/UPDATE_2_0_190.PRD successfully loaded.'

Search and locate an entry titled **UPDATE_2_0_190 VA-MATERNITY CARE COORDINATION UPDATE** in reminder exchange.

+Item	Entry	Source	Date Packed
174	UPDATE_2_0_190 VA-MATERNITY CARE COORDINATION UPDATE		07/28/2021@06:34
175	UPDATE_2_0_191 VA-WH OSTEOPOROSIS		03/29/2021@13:42
176	UPDATE_2_0_193 VA-OSP TH INTAKE ASSESSMENT		03/19/2021@09:25
177	UPDATE_2_0_194 VA-COVID-19 CPRS STATUS VERSION 6		04/20/2021@05:54
178	UPDATE_2_0_195 VAAES SKIN INSPECTION/ASSESSMENT UPDATE		05/27/2021@14:33

+	Next Screen	- Prev Screen	?? More Actions	>>>
CFE	Create Exchange File Entry	LHF	Load Host File	
CHF	Create Host File	LMM	Load MailMan Message	
CMM	Create MailMan Message	LR	List Reminder Definitions	
DFE	Delete Exchange File Entry	LWH	Load Web Host File	
IFE	Install Exchange File Entry	RI	Reminder Definition Inquiry	
IH	Installation History	RP	Repack	

Select Action: Next Screen// IFE Install Exchange File Entry
 Enter a list or range of numbers (1-407): 174

At the **Select Action** prompt, enter **IFE** for Install Exchange File Entry. Enter the number that corresponds with your entry **UPDATE_2_0_190 VA-MATERNITY CARE COORDINATION UPDATE** (in this example it is entry 174. It will vary by site). The date of the exchange file should be 07/28/2021@06:34.

Component	Category	Exists
Source: [REDACTED]		
Date Packed: 07/28/2021@06:34:50		
Package Version: 2.0P42		
Description:		
The following Clinical Reminder items were selected for packing:		
REMINDER DIALOG		
VA-MATERNITY CARE COORDINATION		
REMINDER TERM		
VA-REMINDER UPDATE_2_0_190		
Non-exchangeable TIU object(s):		

TIU Object: ACTIVE MEDS COMBINED		
Object Method: S X=\$\$LIST^TIULMED(DFN,^TMP("TIUMED",\$J),1,0,0,1)		
+ Enter ?? for more actions >>>		
IA	Install all Components	IS Install Selected Component

Select Action: Next Screen// **IA**

At the **Select Action** prompt, type **IA** for Install all Components and hit enter. Select Action: Next Screen// **IA Install all Components**. You will see several prompts, for all new entries you will choose **I to Install**. For components that already exists but the packed component is different, choose **S to Skip**.

For **TIU Template Field** entry named **VA-MCC SHAREPOINT SITE**, choose **O to Overwrite**

TIU TEMPLATE FIELD ENTRY NAMED VA-MCC SHAREPOINT SITE ALREADY EXISTS
BUT THE PACKED COMPONENT IS DIFFERENT, WHAT DO YOU WANT TO DO?

O OVERWRITE THE CURRENT ENTRY

You will be prompted to install the reminder dialog component (**VA-MATERNITY CARE COORDINATION**)

- You will choose to install all even though some components may have an X to indicate that they exist.

```
Packed reminder dialog: VA-MATERNITY CARE COORDINATION [NATIONAL DIALOG]
```

Item	Seq.	Dialog Findings	Type	Exists
1		VA-MATERNITY CARE COORDINATION	dialog	X
2	10	VA-MATERNITY CARE TEMPLATE NOTE VERSION Finding: *NONE*	element	X
3	20	VA-GP MCC SHAREPOINT LINK MAIN Finding: *NONE*	group	X
4	20.10	VA-MCC SHAREPOINT LINK Finding: *NONE*	element	X
5	35	VA-BLANK LINE DIALOG & NOTE Finding: *NONE*	element	X
6	40	VA-GP MCC CONTACT MAIN Finding: *NONE*	group	X
+ + Next Screen - Prev Screen ?? More Actions				
DD		Dialog Details	DT Dialog Text	IS Install Selected
DF		Dialog Findings	DU Dialog Usage	QU Quit
DS		Dialog Summary	IA Install All	
Select Action: Next Screen// IA				

At the **Select Action** prompt, type **IA** to install the dialog:

VA-MATERNITY CARE COORDINATION

Select Action: Next Screen// **IA Install All**

Install reminder dialog and all components with no further changes: Y// **Yes**


```

VA-MATERNITY CARE COORDINATION (reminder dialog) installed from exchange file.
Item  Seq. Dialog Findings                                     Type  Exists
-----
 1    VA-MATERNITY CARE COORDINATION                          dialog  X
 2    10 VA-MATERNITY CARE TEMPLATE NOTE VERSION                element  X
      Finding: *NONE*
 3    20 VA-GP MCC SHAREPOINT LINK MAIN                        group    X
      Finding: *NONE*
 4    20.10 VAL-MCC SHAREPOINT LINK                            element  X
      Finding: *NONE*
 5    35 VA-BLANK LINE DIALOG & NOTE                          element  X
      Finding: *NONE*
 6    40 VA-GP MCC CONTACT MAIN                                group    X
      Finding: *NONE*
+      + Next Screen  - Prev Screen  ?? More Actions
DD  Dialog Details      DT  Dialog Text      IS  Install Selected
DF  Dialog Findings     DU  Dialog Usage     QU  Quit
DS  Dialog Summary      IA  Install All
Select Action: Next Screen// Q

```

After completing this dialog install, you will type **Q**.

```

Component                                     Category  Exists
-----
Source:
Date Packed: 07/28/2021@06:34:50
Package Version: 2.0P42

Description:
The following Clinical Reminder items were selected for packing:
REMINDER DIALOG
  VA-MATERNITY CARE COORDINATION

REMINDER TERM
  VA-REMINDER UPDATE_2_0_190
Non-exchangeable TIU object(s):
-----
TIU Object: ACTIVE MEDS COMBINED
Object Method: S X=$$LIST^TIULMED(DFN,"^TMP("TIUMED",$J)",1,0,0,1)
+      + Next Screen  - Prev Screen  ?? More Actions  >>>
IA  Install all Components      IS  Install Selected Component
Select Action: Next Screen// Q

```

You will then be returned to this screen. At the **Select Action** prompt, type **Q**.

Install complete.

Two Items of Note:

1. Your site has likely previously added the VA-MATERNITY CARE COORDINATION template to your Shared Templates folder, but if not complete Post Installation steps 1 and 2 below.
2. Your site has likely previously established the VA-MATERNITY CARE COORDINATION note title, but if not complete Post Installation steps 3 and 4 below.

Post Installation

1. Make the Dialog able to be attached to a Personal/Shared template or to a progress note title.

From the Reminders Manager Menu:

Select Reminder Managers Menu Option: **CP CPRS Reminder Configuration**

- CA Add/Edit Reminder Categories
- CL CPRS Lookup Categories
- CS CPRS Cover Sheet Reminder List
- MH Mental Health Dialogs Active
- PN Progress Note Headers
- RA Reminder GUI Resolution Active
- TIU TIU Template Reminder Dialog Parameter**
- DL Default Outside Location
- PT Position Reminder Text at Cursor

Select CPRS Reminder Configuration Option: **TIU TIU Template Reminder Dialog Parameter**

Reminder Dialogs allowed as Templates may be set for the following:

- 1 User USR [choose from NEW PERSON]
- 3 Service SRV [choose from SERVICE/SECTION]
- 4 Division DIV [choose from INSTITUTION]
- 5 System SYS [NATREM.FO-SLC.MED.VA.GOV]

Enter selection: **5** *Choose the appropriate number for your site. Your site may do this by System or other levels. The example below uses SYSTEM level*

Setting Reminder Dialogs allowed as Templates for System:

Select Display Sequence: **?**

- 148 VA-VETERANS CHOICE NOTE
- 149 VA-TBI SCREENING

*When you type a question mark above, you will see the list of #'s (with dialogs) that are already taken. Choose a number **NOT** on this list. For this example, looking above I see the number 150 is not present, so I will use 150.*

Select Display Sequence: **150**

Are you adding 150 as a new Display Sequence? Yes// **Y YES**

Display Sequence: 150// **<Enter>** 150

Clinical Reminder Dialog: **VA-MATERNITY CARE COORDINATION**

then **<enter>** reminder dialog NATIONAL

OK? Yes// **<Enter>** (Yes)

2. Associate the new reminder dialog with a shared template in CPRS

To do this, go to Template Editor, then Shared Templates, select the appropriate folder (if applicable), and choose **New Template** (top right-hand corner).

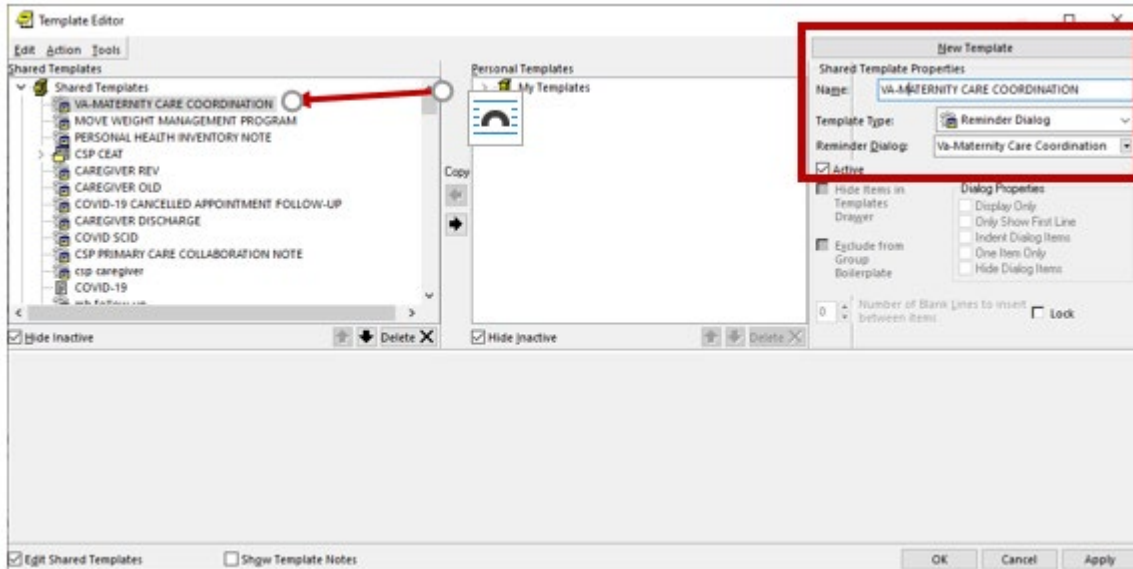
Type in the following information:

Name: **VA-MATERNITY CARE COORDINATION**

Template Type: Reminder Dialog

Reminder Dialog: **VA-MATERNITY CARE COORDINATION**

Next, select Apply.



3. Setup of specific Note title

The new note title that need to be created is:

VA-MATERNITY CARE COORDINATION

VHA Enterprise Standard Title: **WOMENS HEALTH NOTE**

Note: Comprehensive information on Creating Document Definitions can be found beginning on page 47 of the [TIU/ASU Implementation Guide](#)

4. Associate the reminder dialog with the note title in CPRS

To do this, go to Template Editor, then Document Titles, select the appropriate folder (if applicable), and choose New Template (top right-hand corner).

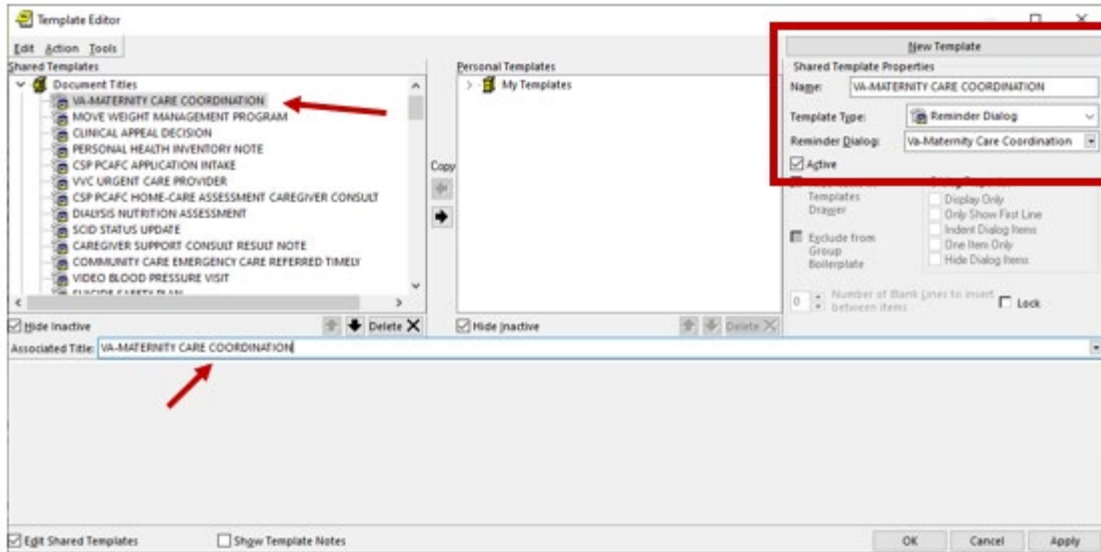
A. Type in the following information:

Name: **VA-MATERNITY CARE COORDINATION**

Template Type: Reminder Dialog

Reminder Dialog: **VA-MATERNITY CARE COORDINATION**

Next, type in the Associated Title, which in this case is **VA-MATERNITY CARE COORDINATION** and click APPLY.



5. Confirm the ACTIVE MEDS COMBINED object is added in the Element: **VA-MCC MEDS ACTIVE**. If not, add your site's objects for ACTIVE MEDS COMBINED.

Element: **VA-MCC MEDS ACTIVE**

VA Health Record: **ACTIVE MEDS COMBINED**

6. Confirm the VA-WRIISC ACTIVE PROBLEMS object is added in the Element: **VA-MCC HEALTH PROBLEM LIST**. If not, add your site's objects for ACTIVE PROBLEMS.

Element: **VA-MCC HEALTH PROBLEM LIST**

Active Problems: **VA-WRIISC ACTIVE PROBLEMS**

7. Confirm the **VA-MCC (TIU) Health Summary Type** is set with the SPN component and the **VA-MATERNITY CARE COORDINATION** title mapped as a selection (see screenshot below)

```

Type Name: VA-MCC (TIU)
Title: VA-MCC (TIU)
Owner:
SUPPRESS PRINT OF COMPONENTS WITHOUT DATA: yes
SUPPRESS SENSITIVE PRINT DATA: NO SSN

Abb  Ord  Component Name          Max  Hos  ICD  Pro  CPT
      Time  Loc  Text  Nar  Mod  Selection
-----
SPN  5     Selected Prog Notes  8
                                           VA-MATERNITY
CARE COORDINATION

```

If not, complete the action below to add the **SPN** component to the **VA-MCC (TIU) Health Summary Type**:

Select Health Summary Maintenance Menu <TEST ACCOUNT> Option: 6 Create/Modify
Health Summary Type

Select Health Summary Type: VA-MCC (TIU)

VA-Mcc (TIU)
OK? YES//

WARNING: You are about to edit a Health Summary Type that is being used
by a Health Summary Object. Changing the structure of this Health Summary
Type will alter how the Object will display.

Do want to continue? NO// y YES

NAME: VA-MCC (TIU)//

TITLE: VA-MCC (TIU)//

SUPPRESS PRINT OF COMPONENTS WITHOUT DATA: yes//

SUPPRESS SENSITIVE PRINT DATA: NO SSN//

LOCK:

OWNER: << your name here >>

Do you wish to copy COMPONENTS from an existing Health Summary Type? YES// NO

Select COMPONENT: SPN PROGRESS NOTES SELECTED SPN

SUMMARY ORDER: 5// 5

OCCURRENCE LIMIT: 8

TIME LIMIT:

HEADER NAME: Selected Prog Notes//

No selection items chosen.

Select new items one at a time in the sequence you want them displayed.

You may select any number of items.

Select SELECTION ITEM: VA-MATERNITY CARE COORDINATION

Searching for a TIU DOCUMENT DEFINITION, (pointed-to by SELECTION ITEM)

Searching for a TIU DOCUMENT DEFINITION

VA-MATERNITY CARE COORDINATION TITLE

Std Title: WOMENS HEALTH PROGRESS NOTE

...OK? Yes// (Yes)

Select SELECTION ITEM:

Select COMPONENT:

Do you wish to review the Summary Type structure before continuing? NO//