



**Update \_2\_0\_229A**

**Clinical Reminders**

**MST SCREENING UPDATE**

**Install Guide**

**February 2024**

Product Development  
Office of Information Technology  
Department of Veterans Affairs

Table of Contents

**INTRODUCTION ..... 1**

**PRE-INSTALL ..... 4**

**INSTALL DETAILS ..... 5**

**INSTALL EXAMPLE ..... 5**

**POST INSTALLATION ..... 8**

## Introduction

---

Changes are being made to the CPRS Military Sexual Trauma (MST) Screening Clinical Reminder that is used to screen patients for experiences of MST. The associated template/dialog was updated. No changes to the definition or logic were made.


Providers in the field requested an optional text box be added to the MST Screening Clinical Reminder to allow the option to provide details of the plan for follow-up care after a positive MST screen, for example, when a warm handoff to PCMHI was provided.

Additional edits were made to the reminder text to help clarify when to choose which follow-up option as well as to correct some text errors from the previous version.

These minor text changes should improve the documentation of care transfers and assist in following up on referral requests.

The version number is now 3.1

Before:

 Reminder Resolution: MST Screening X

Military Sexual Trauma Reminder - Version 2.1

I'm going to ask about some things that may have happened to you while you were in the military. We ask all Veterans and former Service members these questions because VA offers free care related to these experiences. You can simply say "yes" or "no" to these questions, or, if you prefer, let me know that you'd rather not answer.

1. When you were in the military, did you ever receive unwanted, sexual attention you found threatening (for example, touching, cornering, pressure for sexual favors, sexual texts or online messages, or inappropriate verbal remarks, etc.)?
2. When you were in the military, did you have sexual contact against your will or when you were unable to say no (for example, after being forced or threatened or to avoid other consequences)?

Please select the appropriate option below based on the patient's responses:

Yes, patient reports experiencing military sexual trauma (MST)  
(answered 'YES' to at least one question)

VA refers to this type of experience as "military sexual trauma" or "MST". VA offers free treatment for both mental and physical health problems related to MST.  
Would you like to speak to a provider about MST-related treatment?

++Note: Please choose an option below based on the patient's stated interest in a referral for mental health services. If referrals are needed for MST-related physical health conditions, do not indicate that here but enter a consult separately.

Consider offering this [Offer MST Factsheet](#)

Yes, patient requested a referral for mental health services. Referral was made and explained to patient.

No, patient declined a referral for mental health services at this time. Patient was made aware that services are available if needed in the future.


No, patient is currently receiving services to address their mental health treatment needs and no additional mental health referrals are needed at the time of this visit.

No, patient denies experiencing military sexual trauma (MST)  
(answered NO to both questions)

No response (for example, patient declined to respond at this time or significant cognitive issue prevents screening)

Clear    Clinical Maint    Visit Info    < Back    Next >    Finish    Cancel

After:

 **Reminder Resolution: MST Screening** X

Military Sexual Trauma Reminder - Version 3.1

I'm going to ask about some things that may have happened to you while you were in the military. We ask all former Service members these questions because VA offers free care related to these experiences. You can simply say "yes" or "no" to these questions, or, if you prefer, let me know that you'd rather not answer.

1. When you were in the military, did you ever receive unwanted sexual attention you found threatening (for example, touching, cornering, pressure for sexual favors, sexual texts or online messages, or inappropriate verbal remarks, etc.)?
2. When you were in the military, did you have sexual contact against your will or when you were unable to say no (for example, after being forced or threatened or to avoid other consequences)?

Please select the appropriate option below based on the patient's responses:

**Yes, patient reports experiencing military sexual trauma (MST)**  
(answered 'YES' to at least one question)

VA refers to this type of experience as "military sexual trauma" or "MST". VA offers free treatment for both mental and physical health problems related to MST.  
Would you like to speak to a provider about MST-related treatment?

++ NOTE: Please choose an option below based on the need for follow-up to establish MENTAL HEALTH SERVICES for the patient. (If care is needed for MST-related physical health needs, please conduct that follow-up separately.) ++  
Consider offering this [Offer MST Factsheet](#)

No follow-up needed because the patient is already receiving mental health services.

No follow-up needed because the patient has declined mental health services at this time. Patient was advised that services are available if requested in the future.

The patient requests mental health services and follow-up (for example, a consult, warm hand-off, or other connection to care) will be arranged and explained to the patient.

Comment:

No, patient denies experiencing military sexual trauma (MST)  
(answered NO to both questions)

No response (for example, patient declined to respond at this time or significant cognitive issue prevents screening)

Clear	Clinical Maint	Visit Info	< Back	Next >	Finish	Cancel
-------	----------------	------------	--------	--------	--------	--------

UPDATE\_2\_0\_229A contains 1 Reminder Exchange entry:  
UPDATE\_2\_0\_229A VA-MST SCREENING UPDATE

**The exchange file contains the following components:**

**TIU TEMPLATE FIELD**

VA-MST FACTSHEET

**HEALTH FACTORS**

VA-REMINDER UPDATES [C]  
VA-UPDATE\_2\_0\_229A  
MST CATEGORY [C]  
MST DECLINES TO ANSWER  
VA-MST DECLINES MH REFERRAL  
VA-MST CURRENTLY ENROLLED IN MH  
VA-MST REQUESTS MH REFERRAL  
MST YES REPORTS  
MST NO DOES NOT REPORT

**REMINDER SPONSOR**

MENTAL HEALTH SERVICES

**REMINDER TERM**

VA-REMINDER UPDATE\_2\_0\_229A

**REMINDER DIALOG**

VA-MST SCREENING

## Pre-Install

---

### 1. Find MST Referral order currently in use.

- Using the Vista Menu, Reminder Dialog Manager, DI- Reminder Dialog, change view to Group view and Inq/Print the reminder dialog group VA-MST REQUESTS MH REFERRAL. You will need to identify the local order used as an additional finding and add this order back post install.

## Install Details

---

This update is being distributed as a web host file. The address for the host file is:  
[https://REDACTED/UPDATE\\_2\\_0\\_229A.PRD](https://REDACTED/UPDATE_2_0_229A.PRD)

The file will be installed using Reminder Exchange, programmer access is not required.

Installation:

=====

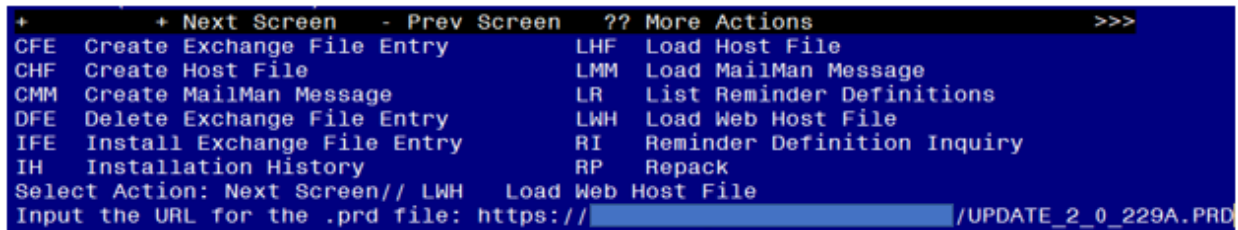
This update can be loaded with users on the system. Installation will take less than 30 minutes.

## Install Example

---

**Installation of the updated reminder should be coordinated with your MST coordinator.**

To Load the exchange file, use LWH. The URL is  
[https://REDACTED/UPDATE\\_2\\_0\\_229A.PRD](https://REDACTED/UPDATE_2_0_229A.PRD)



```
+          + Next Screen  - Prev Screen  ?? More Actions  >>>
CFE  Create Exchange File Entry      LHF  Load Host File
CHF  Create Host File                 LMM  Load MailMan Message
CMM  Create MailMan Message           LR   List Reminder Definitions
DFE  Delete Exchange File Entry       LWH  Load Web Host File
IFE  Install Exchange File Entry      RI   Reminder Definition Inquiry
IH   Installation History              RP   Repack
Select Action: Next Screen// LWH  Load Web Host File
Input the URL for the .prd file: https://REDACTED/UPDATE_2_0_229A.PRD
```

If you use LWH and it works, you will see something like this message. Make sure the file was loaded successfully.

Search and locate an entry titled UPDATE\_2\_0\_229A VA-MST SCREENING UPDATE in reminder exchange.

```

+Item  Entry                               Source                               Date Packed
385    UPDATE_2_0_229A VA-MST
      SCREENING UPDATE
386    UPDATE_2_0_23 VA-NALOXONE USE
387    UPDATE_2_0_230 VA-CPAP/BIPAP/H
      MV PHILIPS RESPIRONICS RECALL
      NOTE
388    UPDATE_2_0_231 VA-COPD CARE
      REFERRAL CHART REVIEW
389    UPDATE_2_0_232 VA-TELEWOUND
      IMAGER AND READER TEMPLATES
+      + Next Screen  - Prev Screen  ?? More Actions  >>>
CFE    Create Exchange File Entry        LHF  Load Host File
CHF    Create Host File                  LMM  Load MailMan Message
CMM    Create MailMan Message            LR   List Reminder Definitions
DFE    Delete Exchange File Entry        LWH  Load Web Host File
IFE    Install Exchange File Entry       RI   Reminder Definition Inquiry
IH     Installation History              RP   Repack
Select Action: Next Screen// IFE    Install Exchange File Entry
Enter a list or range of numbers (1-882): 385

```

At the **Select Action** prompt, enter **IFE** for Install Exchange File Entry  
 Enter the number that corresponds with your entry titled UPDATE\_2\_0\_229A VA-MST  
 SCREENING UPDATE (in this example it is entry 385, it will vary by site) that is dated  
 02/13/2024.

```

Package Version: 2.0P65

Description:
The following Clinical Reminder items were selected for packing:
REMINDER DIALOG
  VA-MST SCREENING

REMINDER TERM
  VA-REMINDER UPDATE_2_0_229A

Keywords:

Components:

+      Enter ?? for more actions  >>>
IA    Install all Components        IS    Install Selected Component
Select Action: Next Screen// IA

```

At the **Select Action** prompt, type **IA** for Install all Components and hit enter.  
**For all new entries in any category you will choose I to Install**  
**Skip** any items you are prompted to overwrite.



You will then be prompted to install the first dialog component. You will choose IA to install all even though some items will already have an X to indicate they exist.

```
Packed reminder dialog: VA-MST SCREENING
```

Item	Seq.	Dialog Findings	Type	Exists
1		VA-MST SCREENING	dialog	X
2	5	VA-GP MST MASTER Finding: *NONE*	group	X
3	5.2	VA-MST VERSION NUMBER Finding: *NONE*	element	X
4	5.5	VA-TEXT MST STATUS QUESTIONS Finding: *NONE*	group	X
5	5.5.5	VA-HF MST YES Finding: MST YES REPORTS (HEALTH FACTOR)	group	X
6	5.5.5.5	VA-MST FACTSHEET Finding: *NONE*	group	X
7	5.5.5.5.10	VA-MST CURRENTLY ENROLLED IN MH Finding: VA-MST CURRENTLY ENROLLED IN MH (HEALTH FACTOR)	group	X
8	5.5.5.5.10.5	VA-MST CURRENTLY ENROLLED IN MH ADD	element	X

```
+      + Next Screen  - Prev Screen  ?? More Actions
DD  Dialog Details      DT  Dialog Text      IS  Install Selected
DF  Dialog Findings    DU  Dialog Usage    QU  Quit
DS  Dialog Summary     IA  Install All
Select Action: Next Screen// IA
```

At the **Select Action** prompt, type **IA** to install the dialog – **VA-MST SCREENING**

```
Packed reminder dialog: VA-MST SCREENING
```

Item	Seq.	Dialog Findings	Type	Exists
1		VA-MST SCREENING	dialog	X
2	5	VA-GP MST MASTER Finding: *NONE*	group	X
3	5.2	VA-MST VERSION NUMBER Finding: *NONE*	element	X
4	5.5	VA-TEXT MST STATUS QUESTIONS Finding: *NONE*	group	X
5	5.5.5	VA-HF MST YES Finding: MST YES REPORTS (HEALTH FACTOR)	group	X
6	5.5.5.5	VA-MST FACTSHEET Finding: *NONE*	group	X
7	5.5.5.5.10	VA-MST CURRENTLY ENROLLED IN MH Finding: VA-MST CURRENTLY ENROLLED IN MH (HEALTH FACTOR)	group	X
8	5.5.5.5.10.5	VA-MST CURRENTLY ENROLLED IN MH ADD	element	X

```
+      + Next Screen  - Prev Screen  ?? More Actions
DD  Dialog Details      DT  Dialog Text      IS  Install Selected
DF  Dialog Findings    DU  Dialog Usage    QU  Quit
DS  Dialog Summary     IA  Install All
Select Action: Next Screen// Q
```

When the dialog has completed installation, you will then be returned to this screen. At the **Select Action** prompt, type **Q**.

```
Package Version: 2.0P65

Description:
The following Clinical Reminder items were selected for packing:
REMINDER DIALOG
  VA-MST SCREENING

REMINDER TERM
  VA-REMINDER UPDATE_2_0_229A

Keywords:

Components:

+      + Next Screen  - Prev Screen  ?? More Actions  >>>
IA  Install all Components          IS  Install Selected Component
Select Action: Next Screen// Q
```

You will then be returned to this screen. At the **Select Action** prompt, type **Q**.

Install complete.

## Post Installation

---

1. **Add MST Referral identified in pre-install to reminder dialog.** Using the Vista Menu, Reminder Dialog Manager, DI- Reminder Dialog, change view to Group view edit the reminder dialog group VA-MST REQUESTS MH REFERRAL, add the quick order identified in the pre-install as an additional finding.
2. **Using CPRS, Open the MST Screening reminder** on a test patient and confirm the version number displayed at the top of the screen is 3.1.