



Update _2_0_54

Clinical Reminders

TERATOGENIC MEDICATIONS UPDATE 4

Install Guide

July 2018

Product Development
Office of Information Technology
Department of Veterans Affairs

Table of Contents

INTRODUCTION 1
INSTALL DETAILS 1
INSTALLATION:..... 2
INSTALL EXAMPLE 2
POST-INSTALL SET-UP INSTRUCTIONS..... 7

Introduction

UPDATE_2_0_54 contains 1 Reminder Exchange entry: **UPDATE_2_0_54 VA-TERATOGENIC MEDICATIONS ORDER CHECKS (Update#4)**

The Teratogenic Medications Order Check Interim Solution was originally released as Vista patch PXR*2*22 in July 2012. The interim solution is intended to have regular updates for clinical content, primarily to add newly approved medications that have a noted risk during pregnancy and that warrant an order check. This update, UPDATE_2_0_54 represents the fourth such update. This update adds dolutegravir and dolutegravir-containing medications to the 'Known or Potential Teratogen (EXTREME Risk-to-Benefit Ratio)' order check in support of the FDA's announcement and based upon a National PBM Bulletin dated May 31 2018.

Install Details

This update is being distributed as a web host file. The address for the host file is:
https://REDACTED/UPDATE_2_0_54.PRD

The following reminder content is included in this UPDATE:

REMINDER DEFINITION

VA-TERATOGENIC MEDICATIONS ORDER CHECK

REMINDER TERM

VA-WH TUBAL REANASTOMOSIS (TERM)

VA-WH TUBAL LIGATION CODES (TERM)

VA-TERATOGENIC MEDICATIONS ORDER CHECK EXCLUSIONS(TERM)

VA-REMINDER UPDATE_2_0_54

REMINDER TAXONOMY

VA-WH TUBAL REANASTOMOSIS (TAXONOMY)

VA-WH TUBAL LIGATION CODES (TAXONOMY)

VA-TERATOGENIC MEDICATIONS ORDER CHECK EXCL (TAXONOMIES)

VA-WH HYSTERECTOMY W/CERVIX REMOVED

HEALTH FACTORS

WH PAP SMEAR

WH HYSTERECTOMY W/CERVIX REMOVED

VA-REMINDER UPDATES

VA-UPDATE_2_0_54

REMINDER SPONSOR

VHA National Center for Health Promotion and Disease Prevention (NCP) and VHA Office of Women's Health

REMINDER ORDER CHECK ITEMS GROUP

VA-TERATOGENIC MEDICATIONS (CAT X) GROUP

REMINDER ORDER CHECK RULES

VA-TERATOGENIC MEDICATIONS ORDER CHECK (CAT X)RULE

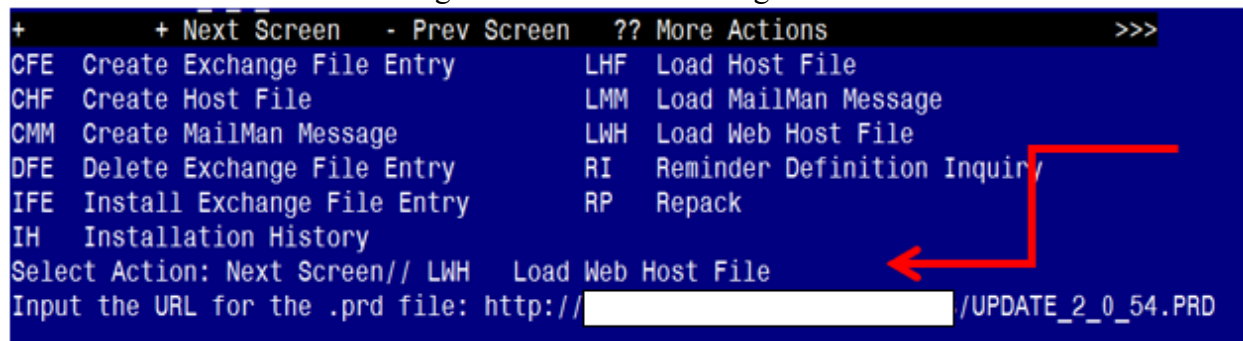
The file will be installed using Reminder Exchange, programmer access is not required.

Installation:

This update can be loaded with users on the system. Installation will take less than five minutes.

Install Example

To Load the Web Host File. Navigate to Reminder exchange in Vista

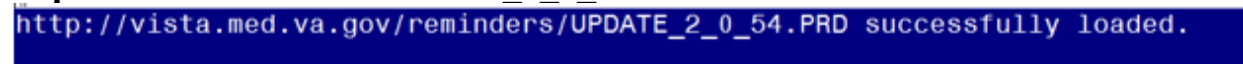


```
+      + Next Screen  - Prev Screen  ?? More Actions      >>>
CFE  Create Exchange File Entry      LHF  Load Host File
CHF  Create Host File                 LMM  Load MailMan Message
CMM  Create MailMan Message           LWH  Load Web Host File
DFE  Delete Exchange File Entry       RI   Reminder Definition Inquiry
IFE  Install Exchange File Entry       RP   Repack
IH   Installation History
Select Action: Next Screen// LWH  Load Web Host File
Input the URL for the .prd file: http://[REDACTED]/UPDATE_2_0_54.PRD
```

At the **Select Action:** prompt, enter **LWH** for Load Web Host File

At the **Input the url for the .prd file:** prompt, type the following web address:

https://REDACTED/UPDATE_2_0_54.PRD



```
http://vista.med.va.gov/reminders/UPDATE_2_0_54.PRD successfully loaded.
```

You should see a message at the top of your screen that the file successfully loaded.

Navigate to the exchange entry named UPDATE_2_0_54 VA-TERATOGENIC MEDICATIONS ORDER CHECKS(UPDATE #4)


At the **Select Action** prompt, enter **IFE** for Install Exchange File Entry

Enter the number that corresponds with your entry **UPDATE_2_0_54 VA-TERATOGENIC MEDICATIONS ORDER CHECKS(UPDATE #4)** (in this example it is entry 371, it will vary by site)


+Item	Entry	Source	Date Packed
371	UPDATE_2_0_54 VA-TERATOGENIC MEDICATIONS ORDER CHECKS(UPDATE #4)		06/25/2018@08:36
372	UPDATE_2_0_6 VA-TERATOGENIC MEDICATIONS ORDER CHECKS (UPDATE #3)		10/09/2015@07:09
373	UPDATE_2_0_7		10/06/2015@11:24
374	UPDATE_2_0_8 MH UPDATES		11/16/2016@07:38
375	UPDATE_2_0_8 MH UPDATES		11/30/2016@15:19
376	UPDATE_2_0_8 MH UPDATES		12/20/2016@13:12

+ + Next Screen - Prev Screen ?? More Actions >>>

CFE Create Exchange File Entry LHF Load Host File
CHF Create Host File LMM Load MailMan Message
CMM Create MailMan Message LWH Load Web Host File
DFE Delete Exchange File Entry RI Reminder Definition Inquiry
IFE Install Exchange File Entry RP Repack
IH Installation History

Select Action: Next Screen// IFE Install Exchange File Entry 

Enter a list or range of numbers (1-561): 371

Component	Category	Exists
Source: _____		
Date Packed: 06/25/2018@08:36:44		
Package Version: 2.0P35		
Description:		
The following Clinical Reminder items were selected for packing:		
REHINDER ORDER CHECK ITEMS GROUP		
VA-TERATOGENIC MEDICATIONS (CAT X) GROUP		
REHINDER TERM		
VA-REHINDER UPDATE_2_0_54		
Keywords:		
Components:		
+ Enter ?? for more actions >>>		
IA	Install all Components	IS Install Selected Component
Select Action: Next Screen// IA 		

At the Select Action prompt, type **IA** for Install all Components and hit enter.

The following is a listing of the prompts you will see when installing the entry
If you are prompted that a component exists but is different, you will use the SKIP action
EXCEPT for entry:

VA-TERATOGENIC MEDICATIONS (CAT X) GROUP and

This entry will use the **UPDATE** action

HEALTH FACTORS entry named WH PAP SMEAR already exists and the packed component is identical, skipping.

HEALTH FACTORS entry named WH HYSTERECTOMY W/CERVIX REMOVED already exists and the packed component is identical, skipping.

already

HEALTH FACTORS entry VA-REMINDER UPDATES already exists and the packed component is identical, skipping.

HEALTH FACTORS entry VA-UPDATE_2_0_54 is NEW, what do you want to do?

Select one of the following:

- C Create a new entry by copying to a new name
- I Install
- Q Quit the install
- S Skip, do not install this entry

Enter response: **I// nstall**

REMINDER SPONSOR entry named VHA National Center for Health Promotion and Disease Prevention (NCP) and VHA Office of Women's Health already exists and the packed component is identical, skipping.

REMINDER TAXONOMY entry named VA-WH TUBAL REANASTOMOSIS (TAXONOMY) already exists but the packed component is different, what do you want to do?

Select one of the following:

- C Create a new entry by copying to a new name
- O Overwrite the current entry
- U Update
- Q Quit the install
- S Skip, do not install this entry

Enter response: **O// Skip, do not install this entry**

REMINDER TAXONOMY entry named VA-WH TUBAL LIGATION CODES (TAXONOMY) already exists but the packed component is different, what do you want to do?

Select one of the following:

- C Create a new entry by copying to a new name
- O Overwrite the current entry
- U Update
- Q Quit the install
- S Skip, do not install this entry

Enter response: **O// Skip, do not install this entry**

Are you sure you want to overwrite? N// YES

REMINDER TAXONOMY entry named VA-TERATOGENIC MEDICATIONS ORDER CHECK EXCL (TAXONOMIES) already exists but the packed component is different, what do you want to do?

Select one of the following:

- C Create a new entry by copying to a new name
- O Overwrite the current entry
- U Update
- Q Quit the install
- S Skip, do not install this entry

Enter response: O// Skip, do not install this entry

Are you sure you want to overwrite? N// YES

REMINDER TAXONOMY entry named VA-WH HYSTERECTOMY W/CERVIX REMOVED already exists but the packed component is different, what do you want to do?

Select one of the following:

- C Create a new entry by copying to a new name
- O Overwrite the current entry
- U Update
- Q Quit the install
- S Skip, do not install this entry

Enter response: O// Skip, do not install this entry

REMINDER TERM entry named VA-WH TUBAL REANASTOMOSIS (TERM) already exists and the packed component is identical, skipping.

REMINDER TERM entry named VA-WH TUBAL LIGATION CODES (TERM) already exists and the packed component is identical, skipping.

REMINDER TERM entry named VA-TERATOGENIC MEDICATIONS ORDER CHECK EXCLUSIONS (TERM) already exists and the packed component is identical, skipping.

REMINDER TERM entry VA-REMINDER UPDATE_2_0_54 is NEW, what do you want to do?

Select one of the following:

- C Create a new entry by copying to a new name
- I Install
- Q Quit the install
- S Skip, do not install this entry

Enter response: I// nstall

REMINDER DEFINITION entry named VA-TERATOGENIC MEDICATIONS ORDER CHECK already exists and the packed component is identical, skipping.

REMINDER ORDER CHECK RULES entry named VA-TERATOGENIC MEDICATIONS ORDER CHECK (CAT X) RULE already exists but the packed component is different, what do you want to do?

Select one of the following:

- C Create a new entry by copying to a new name
- O Overwrite the current entry
- U Update
- Q Quit the install
- S Skip, do not install this entry

Enter response: O// Skip, do not install this entry

REMINDER ORDER CHECK ITEMS GROUP entry named VA-TERATOGENIC MEDICATIONS (CAT X) GROUP already exists but the packed component is different, what do you want to do?

Select one of the following:

- C Create a new entry by copying to a new name
- O Overwrite the current entry
- U Update**
- Q Quit the install
- S Skip, do not install this entry

Enter response: O// UPDATE

```
Component Category Exists
Source:
Date Packed: 06/25/2018@08:36:44
Package Version: 2.0P35

Description:
The following Clinical Reminder items were selected for packing:
REMINDER ORDER CHECK ITEMS GROUP
  VA-TERATOGENIC MEDICATIONS (CAT X) GROUP

REMINDER TERM
  VA-REMINDER UPDATE_2_0_54

Keywords:

Components:
+ Enter ?? for more actions >>>
IA Install all Components IS Install Selected Component
Select Action: Next Screen// Q
```

You will then be returned to this screen. At the Select Action prompt, type **Q**.

Install Complete

Post-Install Set-up Instructions

1. *Activate the Reminder Order Check Rules*

The installation of CLINICAL REMINDER UPDATE 2_0_54 will require the STATUS of the Reminder Order Check Rule “VA-TERATOGENIC MEDICATIONS ORDER CHECK (CAT X) RULE” be changed to PROD. Shown below are the steps to make this change if yours does not show that PROD status.

The option represented here is **Add/Edit Reminder Order Check Rule [PXRM ORDER CHECK RULE EDIT]**.

Select Reminder Order Check Menu Option: **RE** Add/Edit Reminder Order Check Rule
Select Reminder Order Check Rule by: (N/R/T/Q): N// N ORDER CHECK RULE NAME
Select Reminder Order Check Rule: **VA-TERATOGENIC MEDICATIONS ORDER CHECK (CAT X) RULE**

RULE NAME: VA-TERATOGENIC MEDICATIONS ORDER CHECK (CAT X)
RULE

DISPLAY NAME: Known or Potential Teratogen (EXTREME Risk-to-Benefit Ratio)

STATUS: **PROD**

^ *change to PROD to activate Production Mode instead of Testing Mode*

CLASS: NATIONAL

SPONSOR:

REVIEW DATE:

I=INACTIVE, P=PRODUCTION, T=TESTING

Enter a command or '^' followed by a caption to jump to a specific field.

NOTE: If you require further technical assistance, if there are any questions or problems during the installation, please notify your local IT support to log a national help desk ticket or contact the VA Service Desk and have them submit a national ticket to:

Category: Enterprise Applications

Subcategory: Applications

Enterprise Application: Vista - Clinical Reminders